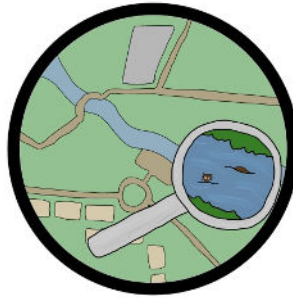


Nearly Wild Camping

Activity Badges



8 different activities to try out. Will you be able to earn all of the badges?

Fun for the kids (and maybe some adults too!) while you're at a Nearly Wild Camping location.

These badges have been designed to help younger children build their camping skills and knowledge about local wildlife and the countryside while you are out camping. There are 8 badges so hopefully this will give enough for each day of a week's holiday or to be used over a number of weekends.


For those of you working to do a family John Muir Award, the badges can also be used to help give some structured activities towards this.



Getting prepared...

All you need to do is print out the Activity Booklet, find a pen or pencil, and you're ready to go!

You can also print out a sheet with a badge for each Activity. You might want to have them cut out and ready to stick to the Activity Certificate once your kids (you?) have completed each one.



Camp Out



1. Find a good flat area for your tent.
2. Take the tent out of the bag and set it up (read the instructions if you need to!)
3. Make sure there are no baggy sides.
4. Fill your tent with everything you need to sleep.
5. Sleep 1 night in your tent.
6. Pack up your tent in the morning, make sure it's wiped clean, dry and fits in the bag.
7. Try not to leave any sign you were there!



Outer layer



Guy ropes



Sleeping bag



Inner layer



Pegs



Sleeping mat

Note for adults

Make sure to give your kids lots of freedom to try, encourage them to ask for help when needed, it's okay if you all struggle together!

Name something
you can see from
your tent






Name something
you can smell
outside your tent

Name something
you can hear
outside your tent






Describe your night
in 3 words:



Draw the view from your
tent. Think about what's on
the ground, are there trees,
can you see the sky?



Insert Tent Photo Here

Fire Safety

Challenge: To build a fire and keep it lit for 30 minutes



- Talk to the owners of the land and ask what their rules are for having fires and collecting wood, ensure you follow them!
- Clear the area where you will be lighting the fire, removing flammable items.
- Find out about the safety of working with fire.
- Light the fire successfully with 10 or less matches, and 10 or less pieces of newspaper.
- Build your fire and keep it going for 30 minutes!

You can always try to cook some food on your fire... think about how long it needs to be cooked for.


Note for adults

Depending on the age of the children you may need to light the fire yourself. Keep all matches and lighters away from children unless they are under direct supervision. Do not leave children unattended with fire at any time.

Name 3 foods you could cook on an open fire?



Insert Fire Photo Here



R	S	C	O	H	S	I	U	G	N	I	T	X	E
R	E	R	N	S	E	O	D	W	H	C	T	M	R
P	C	R	H	F	H	L	R	L	O	W	L	A	D
R	E	O	S	O	C	W	H	A	Z	A	R	D	V
E	E	O	A	R	T	L	A	I	F	U	W	U	M
V	C	E	E	L	A	A	E	P	I	E	O	Z	G
E	A	I	L	H	M	R	E	T	A	W	O	A	F
N	R	Y	A	S	E	M	E	N	A	A	D	E	E
T	E	A	W	E	A	L	Z	E	P	O	S	E	T
I	F	E	R	L	E	F	H	F	U	E	L	T	H
O	U	E	F	E	F	T	E	F	O	Z	O	R	E
N	L	A	R	A	T	A	A	T	R	H	H	E	F
X	W	I	E	F	Y	O	Z	V	Y	D	I	M	A
E	F	T	E	W	E	U	W	D	I	R	L	T	R

Name 1 thing you need to do to stay safe around fire

What should you do if someone gets burnt?

- Careful
- Wood
- Safety
- Hazard
- Water
- Fuel
- Matches
- Fire
- Prevention
- Hot
- Flame
- Extinguish

Local Walks

Challenge: To go for a walk in the local area




- The walk will need to last a minimum of 2 hours, this can include stops for snacks and photos!
- Look out for signs or landmarks to help you draw your map.
- Try and identify wildlife you see, this could be birds, animals, insects or plants.
- Be careful of what you walk on if you are leaving the path, try not to leave any evidence you were there!

Talk to the landowner to see if they know any good walks or exciting places to visit.

Turn left out of the drive and walk up the hill...





Draw or write the important places or things you saw on your walk



What was the best part of your walk and why?

Insert photo of you on the walk here



Were there any parts of the walk you didn't like?

Wildlife Watcher

Challenge:
Spot birds or
insects and
identify them




What is Wildlife?

(open a dictionary or google the answer)

Did you know...?

A group of ants is
called a colony.




Did you know...?

An Oak tree can
support more
than 250 species
of insects.


Did you know...?

Snails can sleep
for 3 years
without eating
or drinking.








Bird _____



Insect _____



Flower _____



Leaf _____



Draw or take photos of each of the items...



can you identify them?

Get Crafty

Challenge: To create a piece of art using the world around you



- You need to create a piece of art using materials you can find in the world around you.
- This could include; stones, twigs, bark, leaves, flowers, mud or anything else you can find.

Don't use all of one plant, avoid endangered plants, check with the landowner if you are picking live plants and keep an eye out for signs explaining more...

Design 1

Design 2



Insert Craft Photo Here



Describe your craft piece...

Which part of creating your craft did you find most difficult?

Local Tales



Challenge: To find out about 1 local tradition or tale




It's time to put your listening ears on and find someone who can tell you all about the local stories or traditions... are there trolls under the bridges, fairies in the caves or an old folk song that turns your enemy into a frog?

Record what you find in a story board or written sequence.

In Llanymynech, where Nearly Wild Camping was born, there is a labyrinth of caves. It is said they lead to the fairy underworld. A man called Ned Pugh was called down to play the fiddle for the fairies and locals could hear him playing under the village. After that day he was never seen again but if you listen carefully his famous fiddle can still be heard today.





Fact Finder



Challenge: To create a fact file about where you're staying



- You will be creating a fact file about where you're staying, this includes your favourite activity, wildness rating of your Nearly Wild Camping location, area of the UK and more!
- Include photos or drawings to make your fact file attractive and interesting.
- Your facts might help to explain more about the site to other Nearly Wild Campers.



Location Name:	
Wildness Rating:	
Nearby Wildlife:	
Favourite food:	
Best wildlife seen:	



Where could you find out interesting facts about the location?

Location Name:

Wildness Rating:



Favourite Activity:

Favourite meal:

Can you
mark
your
location
on this
map?



Favourite walk:

Best wildlife scene:

Change Maker

Challenge: To create a poster or activity to teach adults about the environment.



- Think about what you want to achieve, will it be a poster for a protest or an activity you can do with adults to teach them something new?
- You will need to research your topic to give accurate facts.
- Include drawings or photos to make your point.




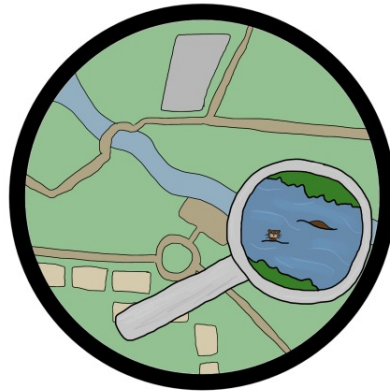
Did you know...?


The animal David Attenborough would most like to be is a sloth.

Did you know...?

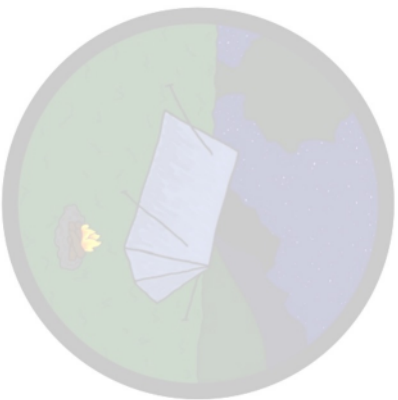
Greta Thunberg was only 15 years old when she started her school strike for climate protests.







Certificate of Completion



Awarded to _____

ADDITIONAL GUIDANCE FOR ADULTS

We hope that the activities here will help you and your kids to explore the locations that you're visiting and get more out of your camping experience. It's about having fun, but please don't forget your responsibilities in the countryside, and of course, safety.

FIRES Make sure that you follow the rules set by the location. Please be really careful, thinking about:

- **Where** you light the fire. Check that there's no danger of the fire spreading above or below ground, and make the fire well away from your tent. Be aware that modern tent fabrics tend to be highly flammable and will cause extremely serious burns if burning material ends up on you or your kids. Thinking about your clothing, natural fibres tend to be safer than man-made fabrics.
- **Where** you get the kindling and wood for your fire. Don't assume that you can use dead wood; it's a really good habitat for insects. Don't break branches off trees; it damages the tree and won't be any good for your fire anyway because it's wet with sap. The location may have firewood for sale, or bring some with you.

Please contact the Nearly Wild Camping team for more information on safety with open fires, email nicholas@nearlywildcamping.org. We would welcome your thoughts and feedback, as this is an important topic because many areas of wildlife rich habitat are damaged every year due to poor fire management. For this reason, we will soon be producing an info sheet about fires and wilder camping, so inputs you can give to this (or later updates) would be helpful.

EXPLORING THE COUNTRYSIDE AROUND YOU

Make sure that you follow the countryside access code relevant to where you are.

England & Wales

https://assets.publishing.service.gov.uk/government/uploads/system/uploads/attachment_data/file/1052574/Countryside_Code_A5.pdf

Scotland

https://www.outdooraccess-scotland.scot/sites/default/files/2023-02/Enjoying%20Scotlands%20outdoors%202023_0.pdf

Northern Ireland

<https://www.nidirect.gov.uk/articles/countryside-code>

THE JOHN MUIR AWARD

If you enjoyed the activities here, you might want to consider doing the John Muir Award, which Steve Evison, the founder of Nearly Wild® Camping is permitted to oversee. It's an environmental award scheme aimed at kids of late primary school age and above, or adults, and there's a special Family Award which you can do together. There are four challenges in the Award: Discover a wild place; explore it; conserve it; share your experiences.

For more information about the Award, see <https://www.johnmuirtrust.org/john-muir-award/get-involved/families-and-self-guided-participants> and get in touch



The Nearly Wild Camping Club is a growing network of locations willing to host campers (tents, hammocks, campervans) who are looking for a wilder, secluded and quieter camping experience.

Keep up to date with what's on offer by logging in to the Community page on the Nearly Wild Camping website <https://nearlywildcamping.org>, and keep an eye on our socials @nearlywildcamping.